

Highlighting innovative design features and useful applications information for **Thermo Scientific Centrifuges and Rotors**

Thermo
SCIENTIFIC

smart notes

► design and innovation



ROTORS FOR SUPERSPEED AND GENERAL PURPOSE CENTRIFUGES

Q A

How does Auto-Lock rotor exchange facilitate rotor placement and improve safety, compared with traditional rotor tie-down systems?

In only 3 seconds, with just the push of a button, Thermo Scientific Auto-Lock rotor exchange allows you to install and remove rotors on select¹ Thermo Scientific superspeed or general purpose centrifuges. With Auto-Lock[®] rotor exchange, you can have the confidence that your rotor is safely and securely locked in place, and have the flexibility to change rotors and applications in the blink of an eye.

Unlike traditional rotor tie-down systems, with push-button Auto-Lock rotor exchange, rotors no longer need to be bolted onto a centrifuge motor shaft. As a result:

- 1] No tools are required
- 2] No complicated rotor changing procedure is necessary
- 3] Swap between protocols instantly for application flexibility
- 4] Clear chamber access in only seconds for quick and efficient cleaning



Auto-Lock is identified on Thermo Scientific superspeed centrifuges with a **black push button** and on Thermo Scientific general purpose centrifuges with a **green push button**.



¹ Auto-Lock is available with the following Thermo Scientific centrifuge series:

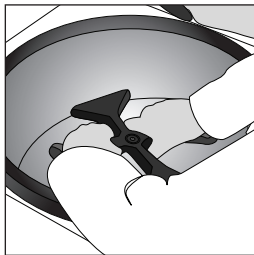
Superspeed	General Purpose
<ul style="list-style-type: none">• Sorvall[®] LYNX 6000/4000	<ul style="list-style-type: none">• Sorvall Legend[®] X1/XT/XF• Sorvall ST 16/40• Heraeus[®] Multifuge[®] X1/X3• Heraeus Megafuge[®] 16/40• SL 16/40

Rotors featuring Auto-Lock are not interchangeable between superspeed and general purpose benchtop platforms.

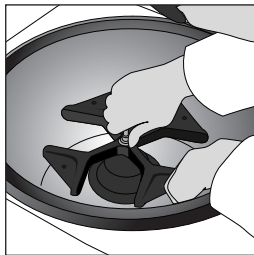


In today's busy laboratories, safe and efficient sample processing is essential to getting answers faster.

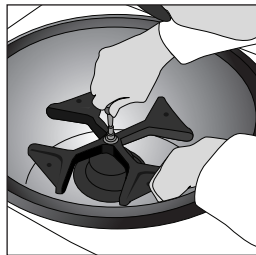
Traditional Rotor Placement



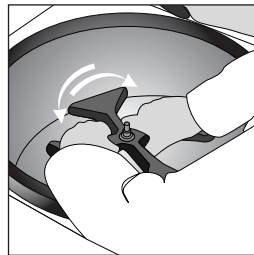
1] Place rotor



2] Manually tighten



3] Secure with tool



4] Confirm locked down

Reverse ALL steps to remove rotor

Auto-Lock Rotor Exchange



Push center button to remove rotor

1] Place rotor with confidence that it is securely locked and will not loosen during a run

Push-button Security and Application Flexibility

In a shared laboratory setting with multiple users and a variety of processing requirements, or where bench space is at a premium, Auto-Lock rotor exchange provides the flexibility to quickly swap between your sample preparation protocols, from 0.2 mL through 1 Liter, all with the same versatile centrifuge. The easy and reliable push-button Auto-Lock rotor exchange system replaces the need for tools to bolt down the rotor, shortening run set-up time. Also, as the rotor automatically and securely locks itself to the centrifuge, the need for hand-tightening is eliminated, improving safety and confidence that the rotor will not loosen during a run.

Routine Cleaning Made Easy

Centrifuge chambers can harbor microscopic contamination from the environment and from spilled samples. To ensure a healthy working environment and prevent contamination, laboratories require that the centrifuge chamber is cleaned and disinfected regularly. Auto-Lock rotor exchange allows removal of the rotor in only 3 seconds, providing quick and easy access to the centrifuge chamber for the routine cleaning. And once cleaned, the rotor can be securely locked in place again in only 3 seconds.

Summary

Thermo Scientific Auto-Lock rotor exchange delivers secure, trouble-free rotor installation and removal, easy routine cleaning for safe sample processing and 3-second rotor exchange to simplify performance and evolve with the changing needs of your laboratory.

Experience Auto-Lock rotor exchange now at thermoscientific.com/auto-lock

© 2012 Thermo Fisher Scientific Inc. All rights reserved. HERAEUS is a registered trademark of Heraeus Holding GmbH licensed to Thermo Fisher Scientific. All other trademarks are the property of Thermo Fisher Scientific Inc. and its subsidiaries. Specifications, terms and pricing are subject to change. Not all products are available in all countries. Please consult your local sales representative for details.

thermoscientific.com/rotor

Australia +61 39757 4300
Austria +43 1 801 40 0
Belgium +32 53 73 42 41
China +86 21 6865 4588 or +86 10 8419
France +33 2 2803 2180
Germany national toll free 0800 1 536 376
Germany international +49 6184 90 6000

India toll free 1800 22 8374
India +91 22 6716 2200
Italy +32 02 95 05 92 54
Japan +81 45 453 9220
Netherlands +31 76 579 55 55
New Zealand +64 9 980 6700
Nordic/Baltic/CIS countries
+358 9 329 10200

Russia +7 812 703 42 15
Spain/Portugal +34 93 223 09 18
Switzerland +41 44 454 12 22
UK/Ireland +44 870 609 9203
USA/Canada +1 866 984 3766

Other Asian countries +852 2885 4613
Countries not listed +49 6184 90 6000

Thermo
SCIENTIFIC

Part of Thermo Fisher Scientific